

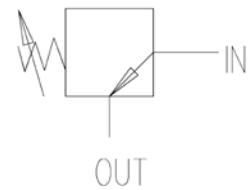
# CETOP-05 SIZE MODULAR PRESSURE RELIEF VALVE



## Characteristics

TYPE	PRESSURE	FLOW
VMM-05/P-20	3-20 bar	50 l/min
VMM-05/P-80	10-80 bar	50 l/min
VMM-05/P-160	60-160 bar	50 l/min
VMM-05/P-280	100-280 bar	50 l/min
VMM-05/P-320	100-320 bar	20 l/min

## Symbol



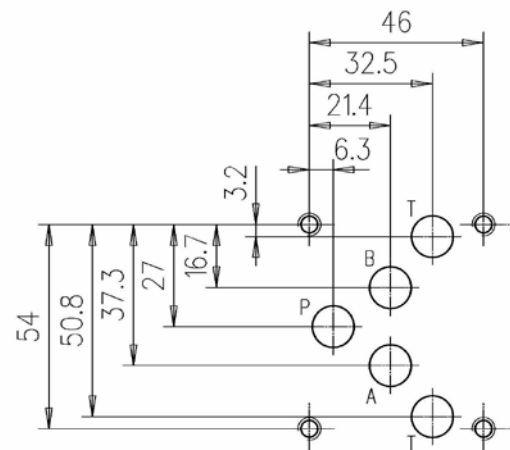
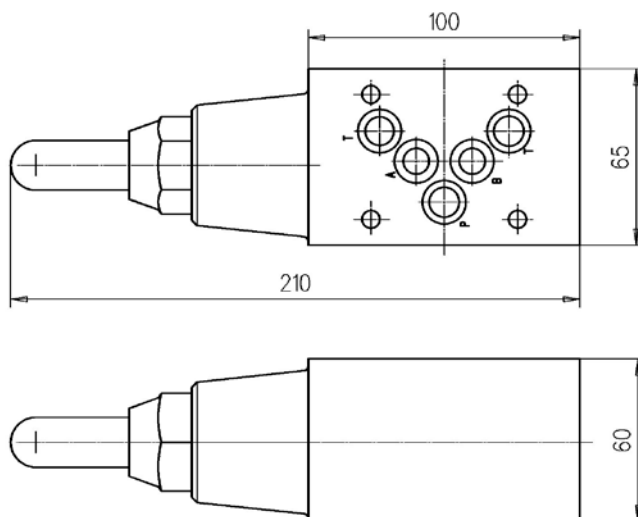
## Description

Cetop-05 size direct operated modular pressure relief valve. The pressure setting is adjusted by loosening the locking nut and rotating the cartridge screw (clockwise the pressure increases).

Upon request, it is available equipped with adjustment hand wheel.

## Dimensions

## Cetop-05



## Gaskets

N°5 OR-2050

## Installation rules

- The valves type VMM can be mounted in any position
- Fluid to be used: hydraulic oil in compliance with DIN 51524 rules, viscosity between 30 and 100 mm<sup>2</sup>/s (cSt) at 40°C
- Recommended filtration: 25μ
- For correct use, the working temperature must be included between -20° and +75°C

## Ordering code

VMM-05/P - \*\*\*

Pressure setting range: 20= 03÷20 bar 80= 10÷80 bar 160= 60÷160 bar  
280= 100÷280 bar 320= 100÷320 bar

CETOP 05 size modular pressure relief valve